

Spacial

Quick selection guide
Spacial SF and Spacial SM



versatility



time



efficiency



service

Schneider
Electric


Spacial



Spacial SF

Enclosures adapted to your needs

Spacial SF is the most versatile suitable enclosure on the market, designed to remove limitations, regardless of what your project is. You have access to more than 70 dimensions with the assembled version and the possibility of up to 600 different combinations using the kit version.



versatility



time



Spacial SM

The fastest and safest compact solution

Spacial SM is the compact solution. A robust enclosure ready to assemble. Moreover, it has the widest dimensional range on the market.



efficiency



service

Maximum modularity

With Spacial SF you can combine doors and panels in any position and opening direction and have all kinds of configurations (U, T, L, etc.).

Optimal accessibility

Since you can assemble side and rear doors you can access the inside of the enclosure, no matter how small the space in which it is installed is.

Multiple cable management options

Don't make do with the same old things; use the new roof and plinth cable glands to get the most out of your installation.

You also have several options in cable-gland plates (plain, 1, 2 entries, ventilated, etc.).



Reduce your assembly time

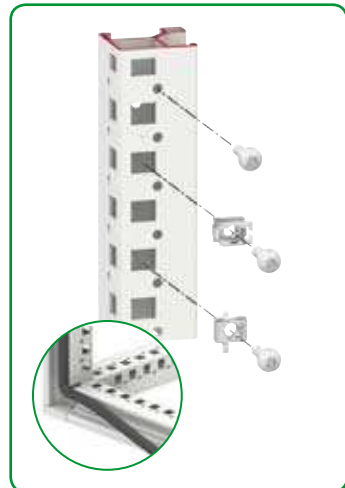
- Thanks to the panels with captive screws.
- Using Torx M6 self-tapping screws for the accessories that are attached to the structure, with no need for nuts.
- With numerous accessories that facilitate installation and cable management in applications such as automobiles, electrical distribution, VDI, etc.

Coupling enclosures is easier now

- The installation surface is flat and the coupling accessories are easy to attach. Moreover, you can couple enclosures without removing them from the pallet.

Functional aesthetics

- The panels, perfectly integrated in the structure, give the enclosure a unique appeal and keep its nominal dimensions to optimise installation space, thus avoiding unpleasant surprises.



The most robust enclosures on the market...

Thanks to their innovative profile, the Spacial SF suitable enclosures can bear loads of to 2200 lb without deformations.

If you need a compact and ready to assemble enclosure, Spacial SM is the solution.

... that will help deliver "day to day" effectiveness

All the Spacial SF enclosures, once coupled, are easy to transport with a pallet truck. Watertightness (IP55) is ensured thanks to the panels built into the structure and the double protection barrier obtained on coupling two enclosures.










The service and guarantee of a world leader

For Schneider Electric, being close to our clients is a priority. We never cease to provide optimum technical and sales support, fully personalised service and the most efficient and innovative products.



Spacial SF and SM

Nominal dimensions (mm)			No. of doors	Spacial SF						
				Plain door		Transparent door	Side panels (fixing from the outside)	Cable-gland plate		
				With mounting plate	Without mounting plate	Without mounting plate		Plain	1 entry	2 entries
Height	Width	Depth								
1200	600	400	1	NSYSF12640P	NSYSF12640	-	NSY2SP124	NSYEC64	NSYEC641	-
1200	600	600	1	NSYSF12660P	NSYSF12660	-	NSY2SP126	NSYEC66	NSYEC661	NSYEC662
1200	800	300	1	-	-	-	-	-	-	-
1200	800	400	1	NSYSF12840P	NSYSF12840	-	NSY2SP124	NSYEC84	NSYEC841	-
1200	800	600	1	NSYSF12860P	NSYSF12860	-	NSY2SP126	NSYEC86	NSYEC861	NSYEC862
1200	1000	300	2	-	-	-	-	-	-	-
1200	1200	400	2	-	-	-	-	-	-	-
1400	600	300	1	-	-	-	-	-	-	-
1400	600	400	1	NSYSF14640P	NSYSF14640	-	NSY2SP144	NSYEC64	NSYEC641	-
1400	800	300	1	-	-	-	-	-	-	-
1400	800	400	1	NSYSF14840P	NSYSF14840	-	NSY2SP144	NSYEC84	NSYEC841	-
1400	1000	400	2	-	-	-	-	-	-	-
1400	1200	400	2	-	-	-	-	-	-	-
1600	600	300	1	-	-	-	-	-	-	-
1600	600	400	1	-	-	-	-	-	-	-
1600	600	600	1	NSYSF16660P	NSYSF16660	-	NSY2SP166	NSYEC66	NSYEC661	NSYEC662
1600	600	800	1	NSYSF16680P	NSYSF16680	-	NSY2SP168	NSYEC68	NSYEC681	NSYEC682
1600	800	300	1	-	-	-	-	-	-	-
1600	800	400	1	-	-	-	-	-	-	-
1600	800	600	1	NSYSF16860P	NSYSF16860	-	NSY2SP166	NSYEC86	NSYEC861	NSYEC862
1600	800	800	1	NSYSF16880P	NSYSF16880	-	NSY2SP168	NSYEC88	NSYEC881	NSYEC882
1600	1000	300	2	-	-	-	-	-	-	-
1600	1000	400	2	-	-	-	-	-	-	-
1600	1200	300	2	-	-	-	-	-	-	-
1600	1200	400	2	-	-	-	-	-	-	-
1800	400	400	1	-	NSYSF18440	-	NSY2SP184	NSYEC44	NSYEC441	-
1800	400	500	1	-	NSYSF18450	-	NSY2SP185	NSYEC45	NSYEC451	-
1800	400	600	1	-	NSYSF18460	-	NSY2SP186	NSYEC46	NSYEC461	NSYEC462
1800	600	300	1	-	-	-	-	-	-	-
1800	600	400	1	NSYSF18640P	NSYSF18640	NSYSF18640T	NSY2SP184	NSYEC64	NSYEC641	-
1800	600	500	1	NSYSF18650P	NSYSF18650	NSYSF18650T	NSY2SP185	NSYEC65	NSYEC651	-
1800	600	600	1	NSYSF18660P	NSYSF18660	-	NSY2SP186	NSYEC66	NSYEC661	NSYEC662
1800	600	800	1	-	-	NSYSF18680T	NSY2SP188	NSYEC68	NSYEC681	NSYEC682
1800	800	300	1	-	-	-	-	-	-	-
1800	800	400	1	NSYSF18840P	NSYSF18840	NSYSF18840T	NSY2SP184	NSYEC84	NSYEC841	-
1800	800	500	1	NSYSF18850P	NSYSF18850	NSYSF18850T	NSY2SP185	NSYEC85	NSYEC851	-
1800	800	600	1	NSYSF18860P	NSYSF18860	NSYSF18860T	NSY2SP186	NSYEC86	NSYEC861	NSYEC862
1800	800	600	2	NSYSF188602DP	NSYSF188602D	-	NSY2SP186	NSYEC86	NSYEC861	NSYEC862
1800	1000	400	1	NSYSF181040P	NSYSF181040	-	NSY2SP184	NSYEC104	NSYEC1041	-
1800	1000	400	2	NSYSF1810402DP	NSYSF1810402D	-	NSY2SP184	NSYEC104	NSYEC1041	-
1800	1000	500	1	NSYSF181050P	NSYSF181050	-	NSY2SP185	NSYEC105	NSYEC1051	-
1800	1000	500	2	-	-	-	-	-	-	-
1800	1000	600	1	NSYSF181060P	NSYSF181060	-	NSY2SP186	NSYEC106	NSYEC1061	NSYEC1062
1800	1000	600	2	NSYSF1810602DP	NSYSF1810602D	-	NSY2SP186	NSYEC106	NSYEC1061	NSYEC1062
1800	1200	400	2	NSYSF1812402DP	NSYSF1812402D	-	NSY2SP184	NSYEC124	NSYEC1241	-
1800	1200	500	2	NSYSF1812502DP	NSYSF1812502D	-	NSY2SP185	NSYEC125	NSYEC1251	-
1800	1200	600	2	NSYSF1812602DP	NSYSF1812602D	-	NSY2SP186	NSYEC126	NSYEC1261	NSYEC1262
1800	1600	400	2	-	-	-	-	-	-	-
1800	1600	500	2	-	-	-	-	-	-	-
2000	300	500	1	-	NSYSF20350	-	NSY2SP205	NSYEC35	NSYEC351	-
2000	300	600	1	-	NSYSF20360	-	NSY2SP206	NSYEC36	NSYEC361	-
2000	400	400	1	-	NSYSF20440	-	NSY2SP204	NSYEC44	NSYEC441	-
2000	400	500	1	-	NSYSF20450	-	NSY2SP205	NSYEC45	NSYEC451	-
2000	400	600	1	-	NSYSF20460	-	NSY2SP206	NSYEC46	NSYEC461	NSYEC462
2000	400	800	1	-	NSYSF20480	-	NSY2SP208	NSYEC48	NSYEC481	NSYEC482
2000	600	300	1	-	-	-	-	-	-	-
2000	600	400	1	NSYSF20640P	NSYSF20640	NSYSF20640T	NSY2SP204	NSYEC64	NSYEC641	-
2000	600	500	1	NSYSF20650P	NSYSF20650	NSYSF20650T	NSY2SP205	NSYEC65	NSYEC651	-
2000	600	600	1	NSYSF20660P	NSYSF20660	-	NSY2SP206	NSYEC66	NSYEC661	NSYEC662
2000	600	800	1	NSYSF20680P	NSYSF20680	-	NSY2SP208	NSYEC68	NSYEC681	NSYEC682
2000	800	300	1	-	-	-	-	-	-	-
2000	800	400	1	NSYSF20840P	NSYSF20840	NSYSF20840T	NSY2SP204	NSYEC84	NSYEC841	-
2000	800	500	1	NSYSF20850P	NSYSF20850	NSYSF20850T	NSY2SP205	NSYEC85	NSYEC851	-
2000	800	600	1	NSYSF20860P	NSYSF20860	NSYSF20860T	NSY2SP206	NSYEC86	NSYEC861	NSYEC862
2000	800	600	2	NSYSF208602DP	NSYSF208602D	-	NSY2SP206	NSYEC86	NSYEC861	NSYEC862
2000	800	800	1	NSYSF20880P	NSYSF20880	NSYSF20880T	NSY2SP208	NSYEC88	NSYEC881	NSYEC882
2000	1000	400	1	NSYSF201040P	NSYSF201040	NSYSF201040T	NSY2SP204	NSYEC104	NSYEC1041	-
2000	1000	400	2	NSYSF2010402DP	NSYSF2010402D	-	NSY2SP204	NSYEC104	NSYEC1041	-
2000	1000	500	1	NSYSF201050P	NSYSF201050	NSYSF201050T	NSY2SP205	NSYEC105	NSYEC1051	-
2000	1000	500	2	NSYSF2010502DP	NSYSF2010502D	-	NSY2SP205	NSYEC105	NSYEC1051	-
2000	1000	600	1	NSYSF201060P	NSYSF201060	NSYSF201060T	NSY2SP206	NSYEC106	NSYEC1061	NSYEC1062
2000	1000	600	2	NSYSF2010602DP	NSYSF2010602D	-	NSY2SP206	NSYEC106	NSYEC1061	NSYEC1062
2000	1000	800	1	NSYSF201080P	NSYSF201080	-	NSY2SP208	NSYEC108	NSYEC1081	NSYEC1082
2000	1200	400	2	NSYSF2012402DP	NSYSF2012402D	-	NSY2SP204	NSYEC124	NSYEC1241	-
2000	1200	500	2	NSYSF2012502DP	NSYSF2012502D	-	NSY2SP205	NSYEC125	NSYEC1251	-
2000	1200	600	2	NSYSF2012602DP	NSYSF2012602D	-	NSY2SP206	NSYEC126	NSYEC1261	NSYEC1262
2000	1200	800	2	NSYSF2012802DP	NSYSF2012802D	-	NSY2SP208	NSYEC128	NSYEC1281	NSYEC1282
2000	1600	400	2	NSYSF2016402DP	NSYSF2016402D	-	NSY2SP204	NSYEC164	NSYEC1641	-
2000	1600	500	2	NSYSF2016502DP	NSYSF2016502D	-	NSY2SP205	NSYEC165	NSYEC1651	-
2000	1600	600	2	NSYSF2016602DP	NSYSF2016602D	-	NSY2SP206	NSYEC166	NSYEC1661	NSYEC1662
2200	400	600	1	-	NSYSF22460	-	NSY2SP226	NSYEC46	NSYEC461	NSYEC462
2200	600	600	1	NSYSF22660P	NSYSF22660	-	NSY2SP226	NSYEC66	NSYEC661	NSYEC662
2200	600	800	1	NSYSF22680P	NSYSF22680	-	NSY2SP228	NSYEC68	NSYEC681	NSYEC682
2200	800	600	1	NSYSF22860P	NSYSF22860	-	NSY2SP226	NSYEC86	NSYEC861	NSYEC862
2200	800	800	1	NSYSF22880P	NSYSF22880	NSYSF22880T	NSY2SP228	NSYEC88	NSYEC881	NSYEC882
2200	1000	600	1	NSYSF221060P	NSYSF221060	-	NSY2SP226	NSYEC106	NSYEC1061	NSYEC1062
2200	1200	600	2	NSYSF2212602DP	NSYSF2212602D	-	NSY2SP226	NSYEC126	NSYEC1261	NSYEC1262
2200	1200	800	2	NSYSF2212802DP	NSYSF2212802D	-	NSY2SP228	NSYEC128	NSYEC1281	NSYEC1282

Quick selection guide Spacial SF and SM

Spacial SM					Accessories SF/SM				
Plain door		Transparent door	Vertical adaptation profiles	Horizontal adaptation profiles	Mounting plate	Plinth height 100 mm		Plinth height 200 mm	
With mounting plate	Without mounting plate	Without mounting plate				Front kit	Side panels	Front kit	Side panels
-	-	-	-	-	NSYMP126	NSYSPF6100	NSYSPS4100	NSYSPF6200	NSYSPS4200
-	-	-	-	-	NSYMP126	NSYSPF6100	NSYSPS6100	NSYSPF6200	NSYSPS6200
NSYSM12830P	NSYSM12830	-	NSYMSVR12	NSYSMHR8	NSYMP128	NSYSPF8100	NSYSPS3100	NSYSPF8200	NSYSPS3200
-	-	-	-	-	NSYMP128	NSYSPF8100	NSYSPS4100	NSYSPF8200	NSYSPS4200
-	-	-	-	-	NSYMP128	NSYSPF8100	NSYSPS6100	NSYSPF8200	NSYSPS6200
NSYSM1210302DP	NSYSM1210302D	-	NSYSMVR12	NSYSMHR10	NSYMP1210	NSYSPF10100	NSYSPS3100	NSYSPF10200	NSYSPS3200
NSYSM1212402DP	NSYSM1212402D	-	NSYSMVR12	NSYSMHR12	NSYMP1212	NSYSPF12100	NSYSPS4100	NSYSPF12200	NSYSPS4200
NSYSM14630P	NSYSM14630	-	NSYSMVR14	NSYSMHR6	NSYMP146	NSYSPF6100	NSYSPS3100	NSYSPF6200	NSYSPS3200
NSYSM14640P	NSYSM14640	-	NSYSMVR14	NSYSMHR6	NSYMP146	NSYSPF6100	NSYSPS4100	NSYSPF6200	NSYSPS4200
NSYSM14830P	NSYSM14830	-	NSYSMVR14	NSYSMHR8	NSYMP148	NSYSPF8100	NSYSPS3100	NSYSPF8200	NSYSPS3200
NSYSM14840P	NSYSM14840	NSYSM14840T	NSYSMVR14	NSYSMHR8	NSYMP148	NSYSPF8100	NSYSPS4100	NSYSPF8200	NSYSPS4200
NSYSM1410402DP	NSYSM1410402D	-	NSYSMVR14	NSYSMHR10	NSYMP1410	NSYSPF10100	NSYSPS4100	NSYSPF10200	NSYSPS4200
NSYSM1412402DP	NSYSM1412402D	-	NSYSMVR14	NSYSMHR12	NSYMP1412	NSYSPF12100	NSYSPS4100	NSYSPF12200	NSYSPS4200
NSYSM16630P	NSYSM16630	-	NSYSMVR16	NSYSMHR6	NSYMP166	NSYSPF6100	NSYSPS3100	NSYSPF6200	NSYSPS3200
NSYSM16640P	NSYSM16640	NSYSM16640T	NSYSMVR16	NSYSMHR6	NSYMP166	NSYSPF6100	NSYSPS4100	NSYSPF6200	NSYSPS4200
-	-	-	-	-	NSYMP166	NSYSPF6100	NSYSPS6100	NSYSPF6200	NSYSPS6200
-	-	-	-	-	NSYMP166	NSYSPF6100	NSYSPS8100	NSYSPF6200	NSYSPS8200
NSYSM16830P	NSYSM16830	NSYSM16830T	NSYSMVR16	NSYSMHR8	NSYMP168	NSYSPF8100	NSYSPS3100	NSYSPF8200	NSYSPS3200
NSYSM16840P	NSYSM16840	NSYSM16840T	NSYSMVR16	NSYSMHR8	NSYMP168	NSYSPF8100	NSYSPS4100	NSYSPF8200	NSYSPS4200
-	-	-	-	-	NSYMP168	NSYSPF8100	NSYSPS6100	NSYSPF8200	NSYSPS6200
-	-	-	-	-	NSYMP168	NSYSPF8100	NSYSPS8100	NSYSPF8200	NSYSPS8200
NSYSM1610302DP	NSYSM1610302D	-	NSYSMVR16	NSYSMHR10	NSYMP1610	NSYSPF10100	NSYSPS3100	-	-
NSYSM1610402DP	NSYSM1610402D	-	NSYSMVR16	NSYSMHR10	NSYMP1610	NSYSPF10100	NSYSPS4100	NSYSPF10200	NSYSPS4200
NSYSM1612302DP	NSYSM1612302D	-	NSYSMVR16	NSYSMHR12	NSYMP1612	NSYSPF12100	NSYSPS3100	NSYSPF12200	NSYSPS3200
NSYSM1612402DP	NSYSM1612402D	-	NSYSMVR16	NSYSMHR12	NSYMP1612	NSYSPF12100	NSYSPS4100	NSYSPF12200	NSYSPS4200
-	-	-	-	-	-	NSYSPF4100	NSYSPS4100	NSYSPF4200	NSYSPS4200
-	-	-	-	-	-	NSYSPF4100	NSYSPS5100	NSYSPF4200	NSYSPS5200
-	-	-	-	-	-	NSYSPF4100	NSYSPS6100	NSYSPF4200	NSYSPS6200
NSYSM18630P	NSYSM18630	-	NSYSMVR18	NSYSMHR6	NSYMP186	NSYSPF6100	NSYSPS3100	NSYSPF6200	NSYSPS3200
NSYSM18640P	NSYSM18640	NSYSM18640T	NSYSMVR18	NSYSMHR6	NSYMP186	NSYSPF6100	NSYSPS4100	NSYSPF6200	NSYSPS4200
NSYSM18650P	NSYSM18650	-	NSYSMVR18	NSYSMHR6	NSYMP186	NSYSPF6100	NSYSPS5100	NSYSPF6200	NSYSPS5200
-	-	-	-	-	NSYMP186	NSYSPF6100	NSYSPS6100	NSYSPF6200	NSYSPS6200
-	-	-	-	-	NSYMP186	NSYSPF6100	NSYSPS8100	NSYSPF6200	NSYSPS8200
NSYSM18830P	NSYSM18830	NSYSM18830T	NSYSMVR18	NSYSMHR8	NSYMP188	NSYSPF8100	NSYSPS3100	NSYSPF8200	NSYSPS3200
NSYSM18840P	NSYSM18840	NSYSM18840T	NSYSMVR18	NSYSMHR8	NSYMP188	NSYSPF8100	NSYSPS4100	NSYSPF8200	NSYSPS4200
NSYSM18850P	NSYSM18850	NSYSM18850T	NSYSMVR18	NSYSMHR8	NSYMP188	NSYSPF8100	NSYSPS5100	NSYSPF8200	NSYSPS5200
NSYSM18860P	NSYSM18860	-	NSYSMVR18	NSYSMHR8	NSYMP188	NSYSPF8100	NSYSPS6100	NSYSPF8200	NSYSPS6200
-	-	-	-	-	NSYMP188	NSYSPF8100	NSYSPS6100	NSYSPF8200	NSYSPS6200
NSYSM181040P	NSYSM181040	-	NSYSMVR18	NSYSMHR10	NSYMP1810	NSYSPF10100	NSYSPS4100	NSYSPF10200	NSYSPS4200
NSYSM1810402DP	NSYSM1810402D	-	NSYSMVR18	NSYSMHR10	NSYMP1810	NSYSPF10100	NSYSPS4100	NSYSPF10200	NSYSPS4200
-	-	-	-	-	NSYMP1810	NSYSPF10100	NSYSPS5100	NSYSPF10200	NSYSPS5200
NSYSM1810502DP	NSYSM1810502D	-	NSYSMVR18	NSYSMHR10	NSYMP1810	NSYSPF10100	NSYSPS5100	NSYSPF10200	NSYSPS5200
-	-	-	-	-	NSYMP1810	NSYSPF10100	NSYSPS6100	NSYSPF10200	NSYSPS6200
-	-	-	-	-	NSYMP1810	NSYSPF10100	NSYSPS6100	NSYSPF10200	NSYSPS6200
NSYSM1812402DP	NSYSM1812402D	-	NSYSMVR18	NSYSMHR12	NSYMP1812	NSYSPF12100	NSYSPS4100	NSYSPF12200	NSYSPS4200
NSYSM1812502DP	NSYSM1812502D	-	NSYSMVR18	NSYSMHR12	NSYMP1812	NSYSPF12100	NSYSPS5100	NSYSPF12200	NSYSPS5200
-	-	-	-	-	NSYMP1812	NSYSPF12100	NSYSPS6100	NSYSPF12200	NSYSPS6200
NSYSM1816402DP	NSYSM1816402D	-	NSYSMVR18	NSYSMHR16	NSYMP1816	NSYSPF16100	NSYSPS4100	NSYSPF16200	NSYSPS4200
NSYSM1816502DP	NSYSM1816502D	-	NSYSMVR18	NSYSMHR16	NSYMP1816	NSYSPF16100	NSYSPS5100	NSYSPF16200	NSYSPS5200
-	-	-	-	-	-	NSYSPF3100	NSYSPS5100	NSYSPF3200	NSYSPS5200
-	-	-	-	-	-	NSYSPF3100	NSYSPS6100	NSYSPF3200	NSYSPS6200
-	-	-	-	-	-	NSYSPF4100	NSYSPS4100	NSYSPF4200	NSYSPS4200
-	-	-	-	-	-	NSYSPF4100	NSYSPS5100	NSYSPF4200	NSYSPS5200
-	-	-	-	-	-	NSYSPF4100	NSYSPS6100	NSYSPF4200	NSYSPS6200
-	-	-	-	-	-	NSYSPF4100	NSYSPS8100	NSYSPF4200	NSYSPS8200
NSYSM20630P	NSYSM20630	-	NSYSMVR20	NSYSMHR6	NSYMP206	NSYSPF6100	NSYSPS3100	NSYSPF6200	NSYSPS3200
NSYSM20640P	NSYSM20640	NSYSM20640T	NSYSMVR20	NSYSMHR6	NSYMP206	NSYSPF6100	NSYSPS4100	NSYSPF6200	NSYSPS4200
NSYSM20650P	NSYSM20650	-	NSYSMVR20	NSYSMHR6	NSYMP206	NSYSPF6100	NSYSPS5100	NSYSPF6200	NSYSPS5200
-	-	-	-	-	NSYMP206	NSYSPF6100	NSYSPS6100	NSYSPF6200	NSYSPS6200
-	-	-	-	-	NSYMP206	NSYSPF6100	NSYSPS8100	NSYSPF6200	NSYSPS8200
NSYSM20830P	NSYSM20830	NSYSM20830T	NSYSMVR20	NSYSMHR8	NSYMP208	NSYSPF8100	NSYSPS3100	NSYSPF8200	NSYSPS3200
NSYSM20840P	NSYSM20840	NSYSM20840T	NSYSMVR20	NSYSMHR8	NSYMP208	NSYSPF8100	NSYSPS4100	NSYSPF8200	NSYSPS4200
NSYSM20850P	NSYSM20850	NSYSM20850T	NSYSMVR20	NSYSMHR8	NSYMP208	NSYSPF8100	NSYSPS5100	NSYSPF8200	NSYSPS5200
NSYSM20860P	NSYSM20860	NSYSM20860T	NSYSMVR20	NSYSMHR8	NSYMP208	NSYSPF8100	NSYSPS6100	NSYSPF8200	NSYSPS6200
-	-	-	-	-	NSYMP208	NSYSPF8100	NSYSPS6100	NSYSPF8200	NSYSPS6200
-	-	-	-	-	NSYMP208	NSYSPF8100	NSYSPS8100	NSYSPF8200	NSYSPS8200
-	-	-	-	-	NSYMP2010	NSYSPF10100	NSYSPS4100	NSYSPF10200	NSYSPS4200
NSYSM2010402DP	NSYSM2010402D	-	NSYSMVR20	NSYSMHR10	NSYMP2010	NSYSPF10100	NSYSPS4100	NSYSPF10200	NSYSPS4200
-	-	-	-	-	NSYMP2010	NSYSPF10100	NSYSPS5100	NSYSPF10200	NSYSPS5200
NSYSM2010502DP	NSYSM2010502D	-	NSYSMVR20	NSYSMHR10	NSYMP2010	NSYSPF10100	NSYSPS5100	NSYSPF10200	NSYSPS5200
-	-	-	-	-	NSYMP2010	NSYSPF10100	NSYSPS6100	NSYSPF10200	NSYSPS6200
-	-	-	-	-	NSYMP2010	NSYSPF10100	NSYSPS6100	NSYSPF10200	NSYSPS6200
-	-	-	-	-	NSYMP2010	NSYSPF10100	NSYSPS8100	NSYSPF10200	NSYSPS8200
NSYSM2012402DP	NSYSM2012402D	-	NSYSMVR20	NSYSMHR12	NSYMP2012	NSYSPF12100	NSYSPS4100	NSYSPF12200	NSYSPS4200
NSYSM2012502DP	NSYSM2012502D	-	NSYSMVR20	NSYSMHR12	NSYMP2012	NSYSPF12100	NSYSPS5100	NSYSPF12200	NSYSPS5200
NSYSM2012602DP	NSYSM2012602D	-	NSYSMVR20	NSYSMHR12	NSYMP2012	NSYSPF12100	NSYSPS6100	NSYSPF12200	NSYSPS6200
-	-	-	-	-	NSYMP2012	NSYSPF12100	NSYSPS8100	NSYSPF12200	NSYSPS8200
NSYSM2016402DP	NSYSM2016402D	-	NSYSMVR20	NSYSMHR16	NSYMP2016	NSYSPF16100	NSYSPS4100	NSYSPF16200	NSYSPS4200
NSYSM2016502DP	NSYSM2016502D	-	NSYSMVR20	NSYSMHR16	NSYMP2016	NSYSPF16100	NSYSPS5100	NSYSPF16200	NSYSPS5200
NSYSM2016602DP	NSYSM2016602D	-	NSYSMVR20	NSYSMHR16	NSYMP2016	NSYSPF16100	NSYSPS6100	NSYSPF16200	NSYSPS6200
-	-	-	-	-	-	NSYSPF4100	NSYSPS6100	NSYSPF4200	NSYSPS6200
-	-	-	-	-	NSYMP226	NSYSPF6100	NSYSPS6100	NSYSPF6200	NSYSPS6200
-	-	-	-	-	NSYMP226	NSYSPF6100	NSYSPS8100	NSYSPF6200	NSYSPS8200
-	-	-	-	-	NSYMP228	NSYSPF8100	NSYSPS6100	NSYSPF8200	NSYSPS6200
-	-	-	-	-	NSYMP228	NSYSPF8100	NSYSPS8100	NSYSPF8200	NSYSPS8200
-	-	-	-	-	NSYMP2210	NSYSPF10100	NSYSPS6100	NSYSPF10200	NSYSPS6200
-	-	-	-	-	NSYMP2210	NSYSPF10100	NSYSPS6100	NSYSPF10200	NSYSPS6200
-	-	-	-	-	NSYMP2212	NSYSPF12100	NSYSPS6100	NSYSPF12200	NSYSPS6200
-	-	-	-	-	NSYMP2212	NSYSPF12100	NSYSPS8100	NSYSPF12200	NSYSPS8200

Spacial SF and SM

Cross rails

Nominal dimensions (mm)	Universal	Quick-fixing	Universal	Quick-fixing	Universal	Quick-fixing
	40 mm (1 row)		65 mm (2 rows)		90 mm (3 rows)	
300	NSYSUCR4030	-	NSYSUCR6530	-	NSYSUCR9030	-
400	NSYSUCR4040	NSYSQCR4040	NSYSUCR6540	NSYSQCR6540	NSYSUCR9040	NSYSQCR9040
500	NSYSUCR4050	NSYSQCR4050	NSYSUCR6550	NSYSQCR6550	NSYSUCR9050	NSYSQCR9050
600	NSYSUCR4060	NSYSQCR4060	NSYSUCR6560	NSYSQCR6560	NSYSUCR9060	NSYSQCR9060
800	NSYSUCR4080	NSYSQCR4080	NSYSUCR6580	NSYSQCR6580	NSYSUCR9080	NSYSQCR9080
1000	NSYSUCR40100	NSYSQCR40100	NSYSUCR65100	NSYSQCR65100	NSYSUCR90100	NSYSQCR90100
1200	NSYSUCR40120	NSYSQCR40120	NSYSUCR65120	NSYSQCR65120	NSYSUCR90120	NSYSQCR90120
1400	NSYSUCR40140	-	NSYSUCR65140	-	NSYSUCR90140	-
1600	NSYSUCR40160	-	NSYSUCR65160	-	NSYSUCR90160	-
1800	NSYSUCR40180	-	NSYSUCR65180	-	NSYSUCR90180	-
2000	NSYSUCR40200	-	NSYSUCR65200	-	NSYSUCR90200	-
2200	NSYSUCR40220	-	NSYSUCR65220	-	NSYSUCR90220	-

Light	
Nominal dimensions (mm)	Reference
400	NSYSLCR40
500	NSYSLCR50
600	NSYSLCR60
800	NSYSLCR80
-	-
-	-
-	-
-	-
-	-

> Otras dimensiones de traviesas universales disponibles.

DIN rails

Nominal dimensions (mm)	Symmetrical			Asymmetrical		Double profile	
	Width	Type	Reference	Supply	Reference	Supply	Reference
600	A	NSYSDR60	20	NSYADR60	20	NSYDPR60	20
800	A	NSYSDR80	20	NSYADR80	20	NSYDPR80	20
1000	A	NSYSDR100	20	NSYADR100	20	NSYDPR100	20
1200	A	NSYSDR120	20	NSYADR120	20	NSYDPR120	20

> Width of 2000 mm available in the 3 versions.

Standard and technical uprights

Nominal dimensions (mm)	Standard uprights	Technical uprights
	Height	
1200	-	NSYTVR12
1400	-	NSYTVR14
1600	-	NSYTVR16
1800	NSYVR18	NSYTVR18
2000	NSYVR20	NSYTVR20
2200	NSYVR22	NSYTVR22

Fixing elements

Fixing element	Supply	Reference
M6 caged nut	50	NSYCNFM6
M8 caged nut	50	NSYCNFM8
M6 removable nut	50	NSYCNM6
M8 removable nut	50	NSYCNM8
M6 × 12 mm screw	100	NSYS12M6H
M6 × 16 mm screw	100	NSYS16M6H
M6 × 18 mm screw	100	NSYS18M6H
M8 × 16 mm screw	50	NSYS16M8H
M8 × 20 mm screw	10	NSYS20M8H
Torx T30 M6 × 16 mm screw ¹	100	NSYST30M6
Torx T40 M8 × 16 mm screw ¹	100	NSYST40M8
Torx T30 M6 × 12 mm self-tapping screw ¹	100	NSYST30M6S

¹ Screw without washer.

Coupling kit

Reference SF: NSYSFBK (standard)
Reference SM: NSYSMBK

"L"-rail for fixing cables

Nominal dimensions (mm)	Reference
Width	
600	NSYFCG60
800	NSYFCG80
1000	NSYFCG100
1200	NSYFCG120
1600	NSYFCG160

> Adjustable in depth with a pitch of 25 mm.

Rails for heavy loads

Nominal dimensions (mm)	Reference
Depth	
400	NSYHLCR40
500	NSYHLCR50
600	NSYHLCR60
800	NSYHLCR80

> Adjustable on the sides with a pitch of 25 mm

Lower cable-guide cross rail

Nominal dimensions (mm)	Reference
Width	
600	NSYCFP60
800	NSYCFP80
1000	NSYCFP100
1200	2 × NSYCFP60
1600	2 × NSYCFP80

> Adjustable in depth with a pitch of 25 mm.

Spacial SF and SM

Locks

Handle for shape inserts and cylindrical barrels ¹	Handle for DIN, KABA, ASSA insert types	Double-insert handle ²	Padlock locking	CNOMO kit ³
NSYSFHS1	NSYSFHD2	NSYSFHD3	NSYBLKH123	NSYCNH123

- Handle supplied with all the Spacial SF and Spacial SM enclosures. Does not include the insert when it is ordered as an accessory.
- To assemble shape inserts or cylindrical barrels, the adapter ref. **NSYLADP** must be added.
- Locking system. Prevents the handle from closing while the door is open.

Flat escutcheon lock

Models	Reference
2 mm groove screwdriver slot	NSYSFLOCK24
Triangular insert 8 mm	NSYSFLOCKT8
Triangular insert 7 mm	NSYSFLOCKT7
Triangular insert 6.5 mm	NSYSFLOCKT6
8 mm female square insert	NSYSFLOCKSG8
8 mm square insert	NSYSFLOCKS8
7 mm square insert	NSYSFLOCKS7
6 mm square insert	NSYSFLOCKS6
5 mm double-bar insert	NSYSFLOCKDB5

Lifting elements

SF			
Eyebolts (M12)	Lifting brackets	Lifting bar (length mm)	
			1600
-	-		1800
-	-		2400

SM	
Eyebolts (M12)	
NSYSMEB	

> Advantage:

The eyebolts screwed directly into the vertical axis of the upright contribute greatly to robustness during transport.

Internal door

Nominal dimensions (mm)		Reference
Height	Width	
1600	600	NSYID166
	800	NSYID168
1800	600	NSYID186
	800	NSYID188
	1000	NSYID1810
2000	600	NSYID206
	800	NSYID208
	1000	NSYID2010
2200	600	NSYID226
	800	NSYID228



Door accessories

180° hinge



Reference: **NSYSH180**

Door-centering caster



Reference: **NSYSDRC**

Door switch



Reference SF: **NSYDCM20**

Reference SM: **NSYMDCM20**

> M20 cable entry adapted for cable-gland seal.

> Open + closed contact, 10 A/500 V.

Side door

Nominal dimensions (mm)		Reference
Height	Width	
1200	600	NSYSFD126
	800	NSYSFD128
1400	600	NSYSFD146
	800	NSYSFD148
1600	600	NSYSFD166
	800	NSYSFD168
1800	400	NSYSFD184
	500	NSYSFD185
	600	NSYSFD186
1800	800	NSYSFD188
	400	NSYSFD204
	500	NSYSFD205
2000	600	NSYSFD206
	800	NSYSFD208
	400	NSYSFD224
2200	500	NSYSFD225
	600	NSYSFD226
	800	NSYSFD228



Door rails

Nominal dimensions width (mm)	Door rail	Door cable-guide cross rail
400	NSYSDCR4	-
500	NSYSDCR5	NSYSDGCR5
600	NSYSDCR6	NSYSDGCR6
800	NSYSDCR8	NSYSDGCR8
1000	NSYSDCR10	NSYSDGCR10

Door stops

	SF	SM
Mechanical stop, 105° opening	NSYSFMDR	NSYSMDR
Pneumatic stop, 120° opening	NSYSFNDR	NSYSMNDR

Spacial customised offer

Together with our standard offer we can also deliver a customised offer to adapt to all your projects:



Configured

Configured offer

We adapt the standard product to your needs as fast as possible:

- Standard dimensions.
- Installation of standard enclosures and accessories.
- Pallet of 36 RAL colours and anticorrosion treatment.
- List of cut-outs, etc.
- EMC applications.



Specific

Specific offer

If your project requires maximum personalisation and co-development, then this is the solution you are looking for:

- Non-standard dimensions.
- Manufacturing and assembly of special and standard accessories.
- Cut-outs on accessories.
- Colours outside the RAL range (Munsell, Pantone...).
- Unlimited series size, etc.



Digital tools

Spacial.pro: configure your standard enclosures.

Select the standard enclosures and accessories quickly and easily:

- Find the enclosure dimension you need according to the switchgear to be installed.
- List of references generated automatically.
- Download DXF drawings.
- Immediate estimates.

Spacial.conf: get an easy estimate for your configured enclosures.

Personalise your enclosures in a totally intuitive way:

- Broad range of colours.
- It includes most of the standard accessories.
- "Intelligent references" that speed up your order.

Would you like to learn more about this new range?
Call us and we will advise you in everything!

Hispano Mecano Eléctrica, S.A.U.

Llobregat, 9 - Pol. Ind. El Pla
08750 Molins de Rei (Barcelona)
Spain
Tel: +34 93 484 33 33
Fax: +34 93 484 34 89

E-mail: customerservice@himel.es
www.schneider-electric.com

Sarel Appareillage Electrique

BP 106
52, Route de Phalsbourg
67269 Sarre-Union Cedex
FRANCE
Trade register number :
675 680 458 RCS Saverne
Capital : 10 524 800 €

Contact à l'international :
fr-sarelcom@sarel.fr
www.schneider-electric.com

Make the most of your energy

Schneider
Electric